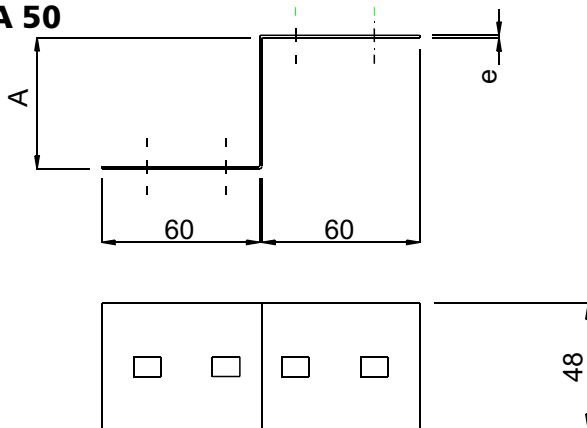
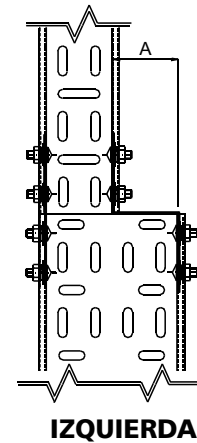
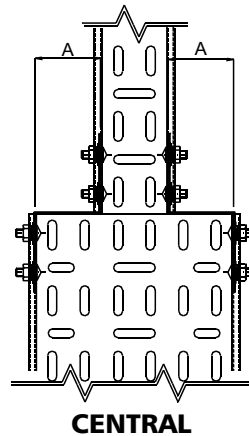
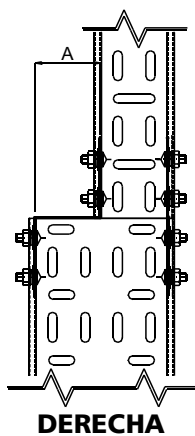
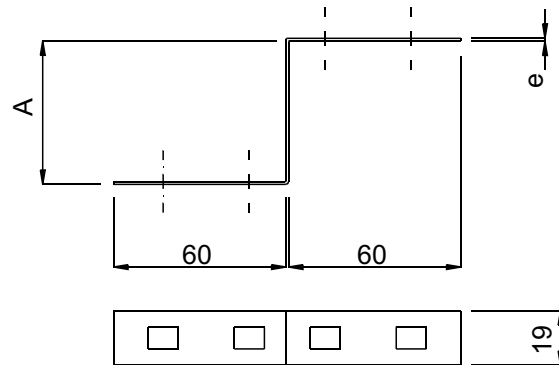


Reducciones


ALA 50



ALA 20



CODIGO ALA 50	CODIGO ALA 20	A mm	e STD	
RP-25-Z	RP-25-B-Z	25	0,71	0,89
RP-50-Z	RP-50-B-Z	50	0,71	0,89
RP-75-Z	RP-75-B-Z	75	0,71	0,89
RP-100-Z	RP-100-B-Z	100	0,71	0,89
RP-125-Z	RP-125-B-Z	125	0,71	0,89
RP-150-Z	RP-150-B-Z	150	0,71	0,89
RP-175-Z	RP-175-B-Z	175	0,71	0,89
RP-200-Z	RP-200-B-Z	200	0,71	0,89
RP-225-Z	RP-225-B-Z	225	0,71	0,89
RP-250-Z	RP-250-B-Z	250	0,71	0,89
RP-275-Z	RP-275-B-Z	275	0,71	0,89
RP-300-Z	RP-300-B-Z	300	0,71	0,89
RP-350-Z	RP-350-B-Z	350	0,71	0,89
RP-400-Z	RP-400-B-Z	400	0,71	0,89
RP-450-Z	RP-450-B-Z	450	0,71	0,89
RP-500-Z	RP-500-B-Z	500	0,71	0,89
RP-550-Z	RP-550-B-Z	550	0,71	0,89



TERMINACION:

Chapa galvanizada de origen, Pintado según requerimiento o Acero Inoxidable, Calidad requerida.